



Academic session-2018-19

Holiday research work (Learning with fun)

Date:

Name:

Class:

The much-awaited summer vacation is knocking at the door. The very thoughts of summer vacation include images of time for relaxation to escape the heat, pursuing of leisure activities and indulging in good quality time with friends and family. There are plenty of productive ways that your ward can spend the vacation which can be fun, relaxing and helpful for his/her education and life skill.



Do's and Don'ts in Summer Season.....



Do's

- Drink lots of water.
- Wear light cotton clothes.
- Have plenty of seasonal fruits like musk-melon, water-melon, orange, cucumber, etc.
- Whenever going out always use umbrella.
- Discover your creativity through Research task.
- Study for one hour every day.
- Explore various olden days games with your Mama ,Papa ,Grandparents.
- Enjoy your family time.

Don'ts:



- Don't be out of house in afternoon sun.
- Don't have junk food.
- Don't watch too much TV, mobile phone or TAB.
- Don't waste time in being lazy.

We wish to imbibe in our students the willingness to spend their summer vacation well; making optimum utilization of time, following their heart's




passion and at the same time enhancing their academic knowledge.

Index for Research Tasks Nursery

Subject	Summer Holiday H.w
English	Fine motor skill: Colour the peacock. Dip your thumb in a washable paint and make impression over the peacock's fan
Math	Fine motor skills: Take the Red, Green and Blue colour papers. Tear each paper into tiny bits. Spread glue on the outline of the Umbrella. Stick the tiny bits of the paper on the umbrella.) 
EVS	Parent and child Project: Collect the photos of the places you visited during summer vacation and make a collage on a chart paper with date and name of the place. 

Colour the peacock. Dip your thumb in a washable paint and make impression over the peacock's fan.



Take the Red, Green and Blue colour papers. Tear each paper into tiny bits. Spread glue on the outline of the Umbrella. Stick the tiny bits of the paper on the umbrella.

